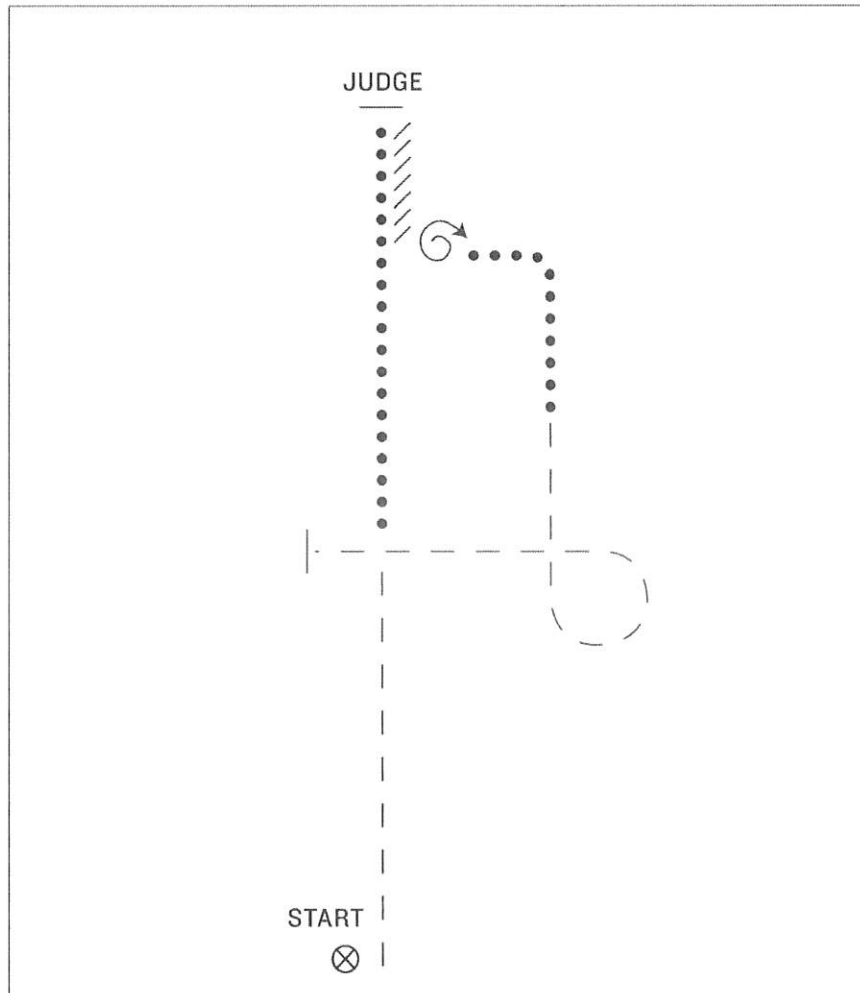
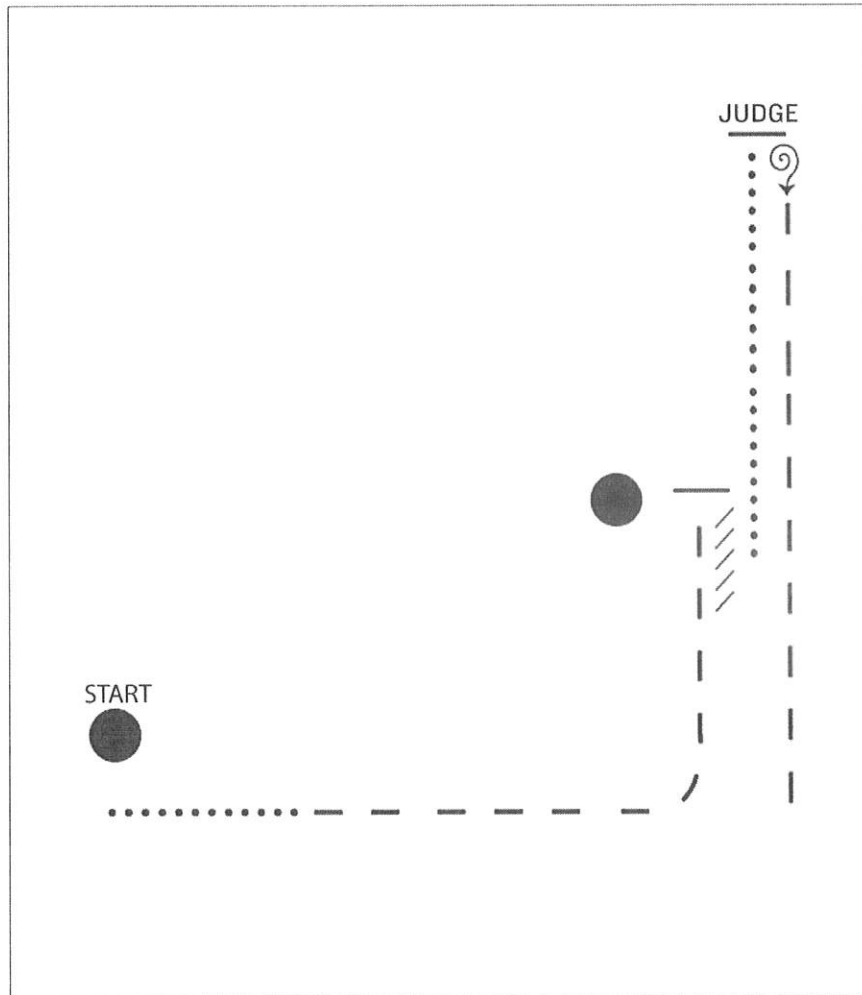


Showmanship at Halter Open



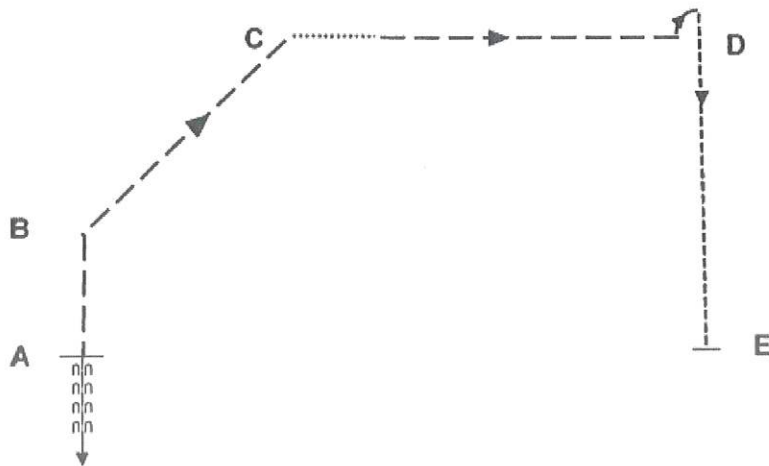
1. Trot half way, walk half way
2. Stop and set-up for full inspection
3. After inspection, back 2 horse lengths, execute 1 1/4 turn
4. Walk, trot a left circle and across initial line
5. Stop and set-up for brief inspection
6. Exit at a walk or trot

Showmanship at Halter youth/amateur



1. Walk
2. Trot corner, stop
3. Back
4. Walk, stop
5. Set-up for inspection
6. After inspection, 1 1/2 turn
7. Trot to warm up area

Hunt Seat Equitation walk/trot



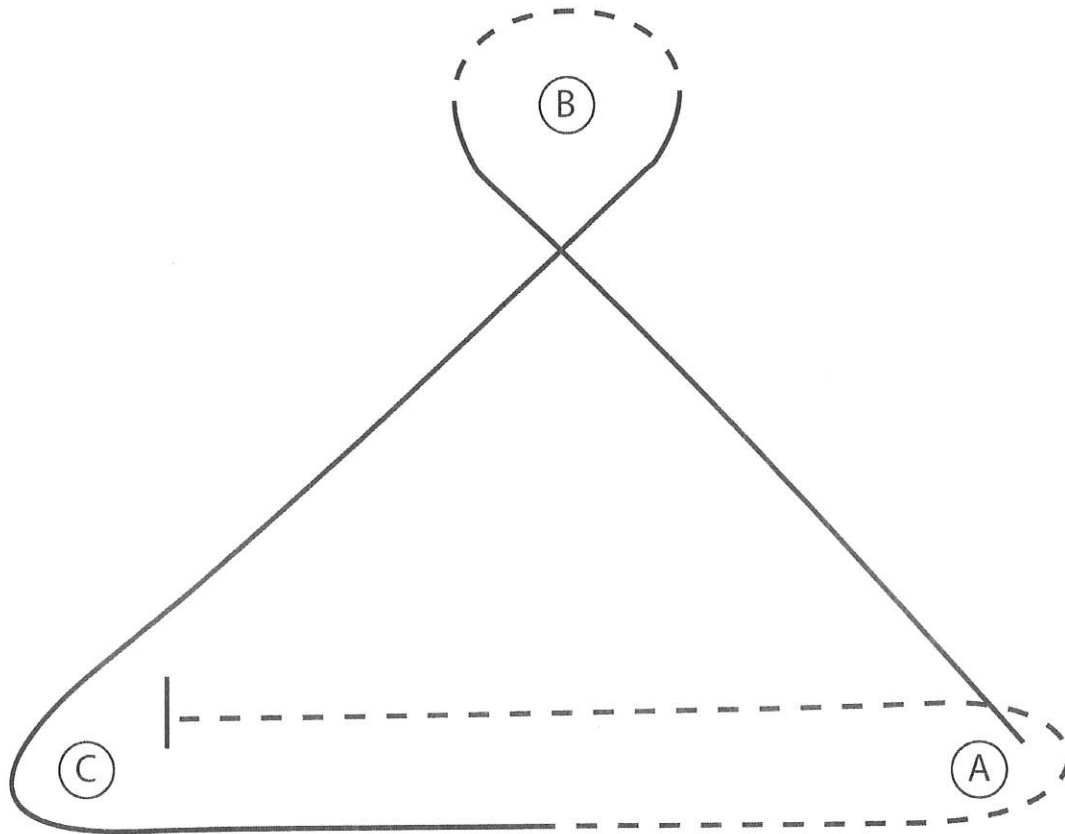
Be ready at A

1. Back one horse length
2. Posting trot, left diagonal
3. At B, make an angled turn to the right and continue trot to C
4. At C, break to the walk and walk five steps toward D
5. Posting trot left diagonal to D
6. At D make a 90° turn on the forehand to the right
7. Sitting trot to E
8. Stop at E

Walk
Sitting Trot	-----
Trot	- - - - -
Canter	—————
Extended Canter	- . . - . . -
Lead Change	
Back	
Marker	B

Pattern is complete. Exit the arena at the sitting trot

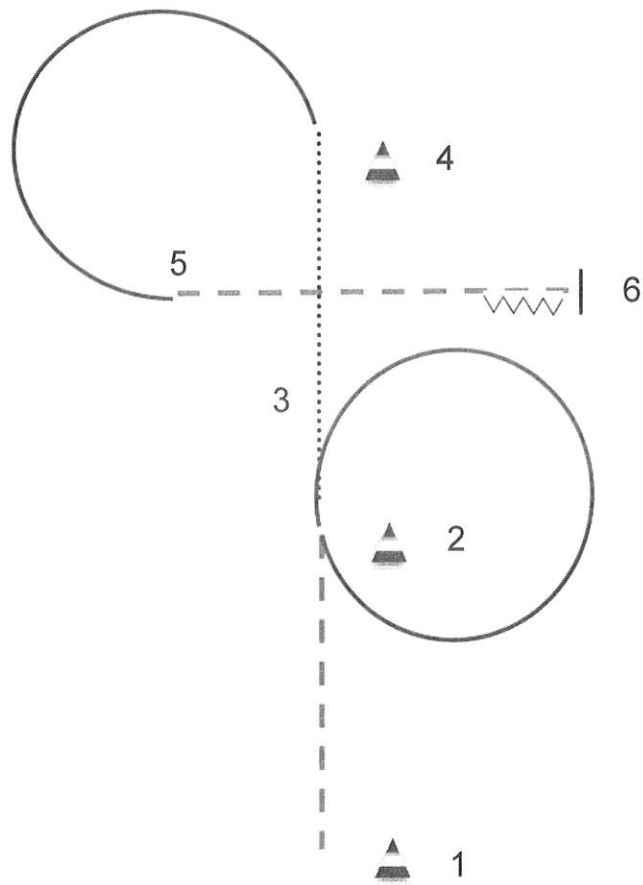
Hunt Seat Equitation open



1. Canter on the right lead A to B
2. At B posting trot around B
3. At B canter on the left lead to and around C and continue towards A
4. Halfway to A posting trot on the right diagonal to and around A and continue towards C
5. Halfway to C sit the trot
6. Stop at C

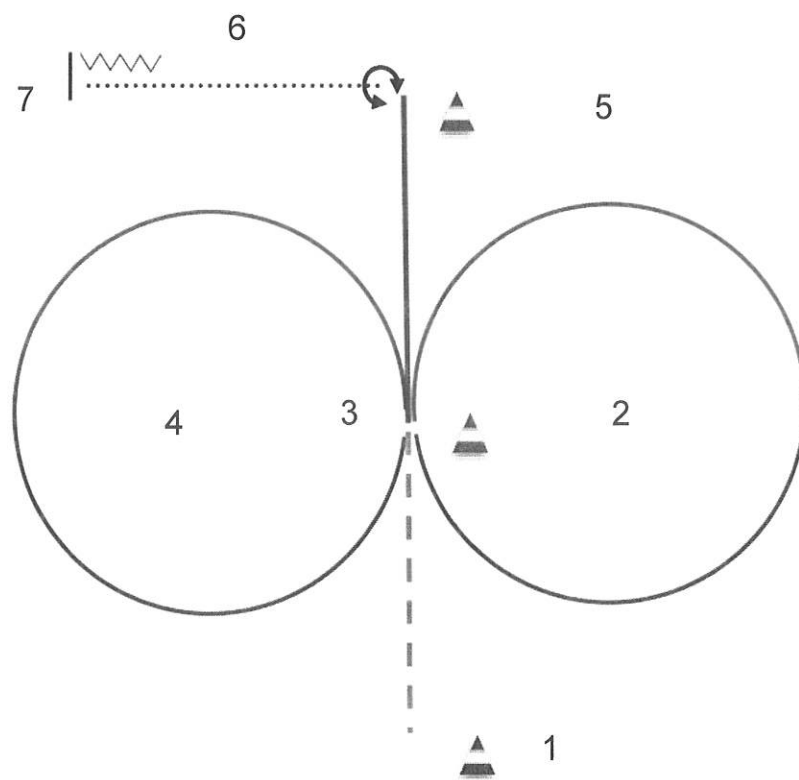
Walk
Trot	-----
Extended Trot	-----
Canter	—————
Leg Yield	
Lead Change	↘
Back	←←←←←
Marker	(B)
Sidepass	←←←←←

Horsemanship youth/amateur



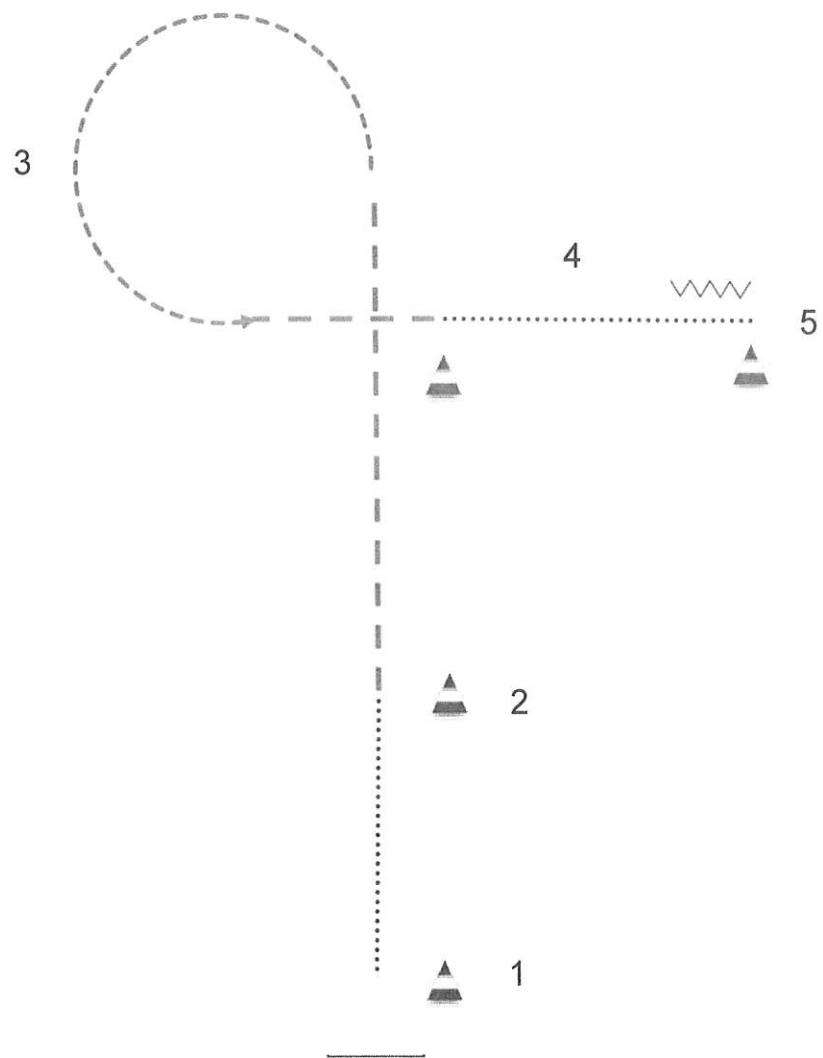
1. Jog
2. Lope Zirkel to the right
3. Walk
4. Lope Zirkel to the left
5. Jog Stop
6. back-up one horselength

Horsemanship Open



1. Jog
2. Lope right circle
3. change leads - simple or flying
4. Lope left circle
5. stop - 90° turn to the left
6. Walk Stop
7. back-up one horselength

Horsemanship Walk/Trot



1. Walk
2. Jog
3. Jog Zirkel to the left
4. Walk and Stop
5. back-up one horselength