

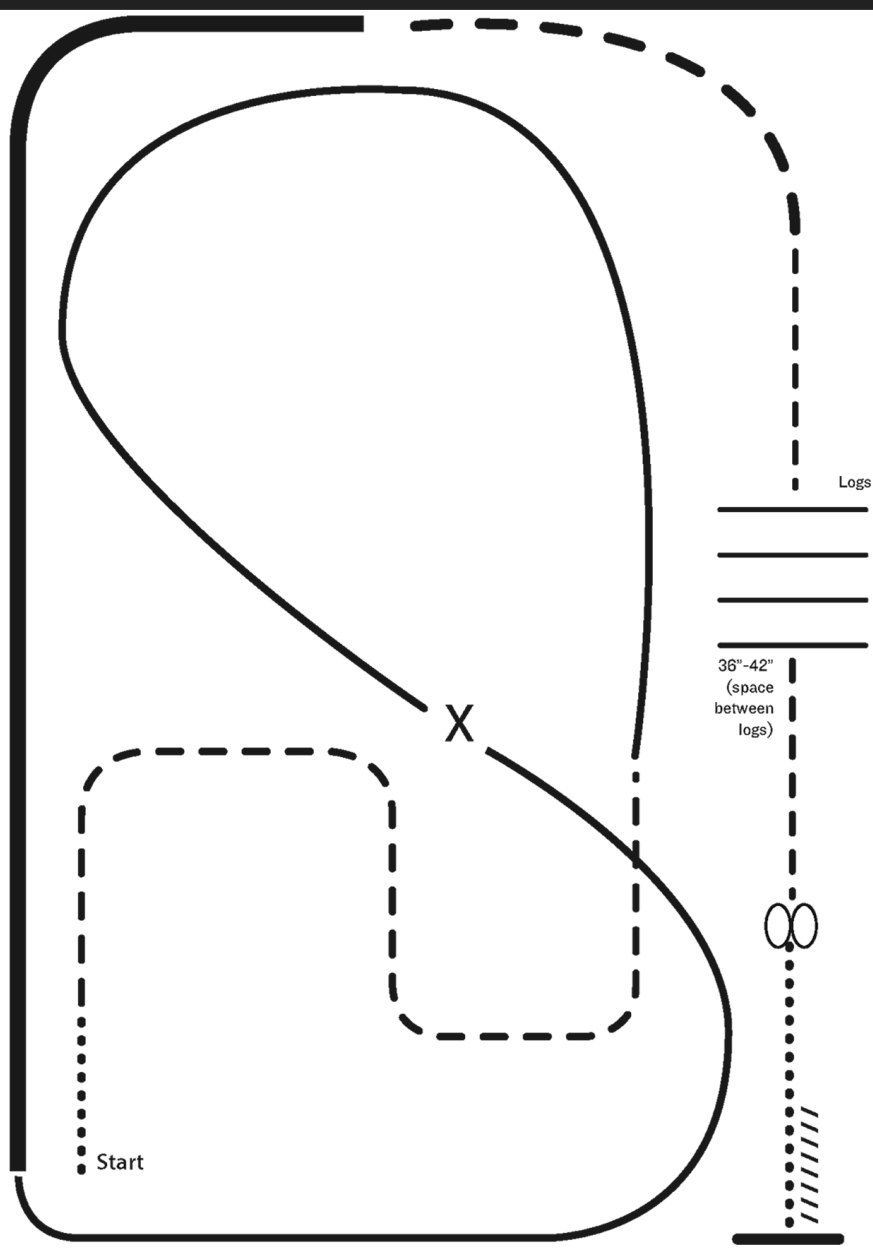
Paint Horse Slovak Paradise Show

Ranch Riding RHP1 BRP1 SPB (RHP1 and BRP1 SPB and all Breed)

Show Date: 08/07/2021-08/08/2021

www.HorseShowPatterns.com

www.HorseShowPatterns.com



- X Lead Change
- Walk
- - - Trot
- — — Ext trot
- — — Lope
- — — Ext Lope
- /////// Back

1. Walk
2. Trot serpentine
3. Lope left lead around the end of the arena and then diagonally across the arena
4. Change leads (simple or flying) and
5. Lope on the right lead around end of the arena
6. Extend lope on the straight away and around corner to the center of the arena
7. Extend trot around corner of the arena
8. Collect to a trot
9. Trot over logs
10. Stop, do 360 degree turn each direction (either direction 1st) (L-R or R-L)
11. Walk, stop and back

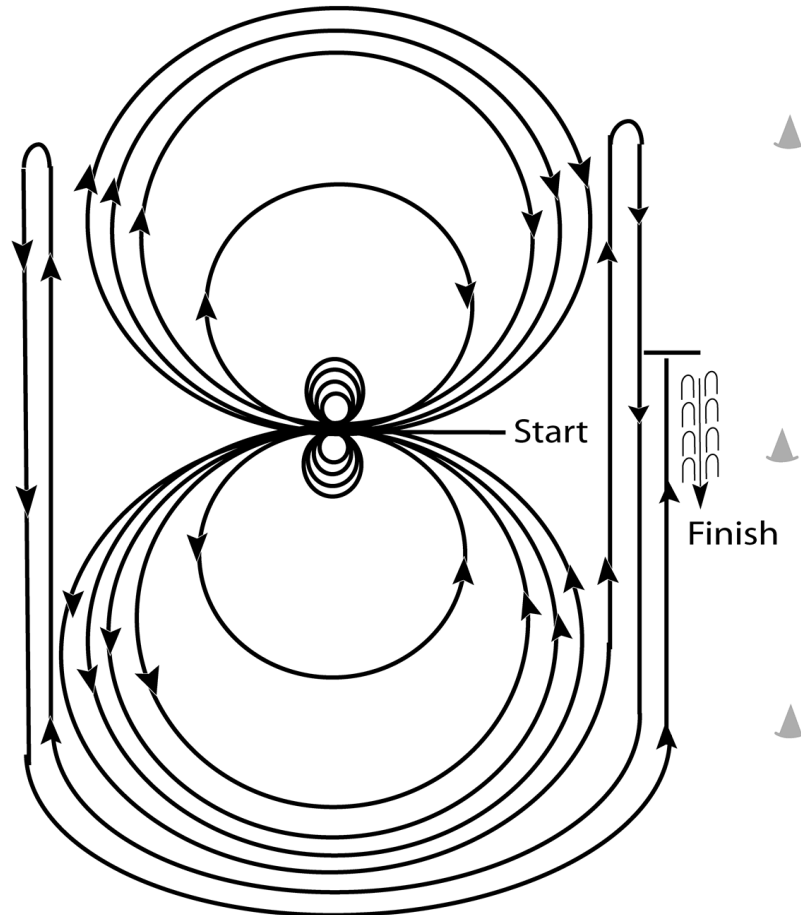
[RR/AQHA-3]

Pattern Provided by:
Johanna Vorraber

Paint Horse Slovak Paradise Show

Reining All Breed Youth (Youth)

Show Date: 08/07/2021-08/08/2021



Horses may walk or trot to the center of the arena. Beginning at the center of the arena facing the left wall or fence.

1. Beginning on the left lead, complete three circles to the left: the first two circles large and fast; the third circle small and slow. Stop at the center of the arena.
 2. Complete four spins to the left. Hesitate.
 3. Beginning on the right lead, complete three circles to the right: the first two circles large and fast; the third circle small and slow. Stop at the center of the arena.
 4. Complete four spins to the right. Hesitate.
 5. Beginning on the left lead, run a large fast circle to the left, change leads at the center of the arena, run a large fast circle to the right, and change leads at the center of the arena.
 6. Continue around previous circle to the left but do not close this circle. Run up the right side of the arena past the center marker and do a right rollback at least twenty feet (6.09m) from the wall or fence – no hesitation.
 7. Continue around previous circle but do not close this circle. Run up the left side of the arena past the center marker and do a left rollback at least twenty feet (6.09m) from the wall or fence – no hesitation.
 8. Continue back around previous circle but do not close this circle. Run up the right side of the arena past the center marker and do a sliding stop at least twenty feet (6.09m) from the wall or fence. Back up at least ten feet (3m). Hesitate to demonstrate completion of the pattern.
- Rider may dismount and drop bridle to the designated judge.

[R/NRHAP-5]

Pattern Provided by:

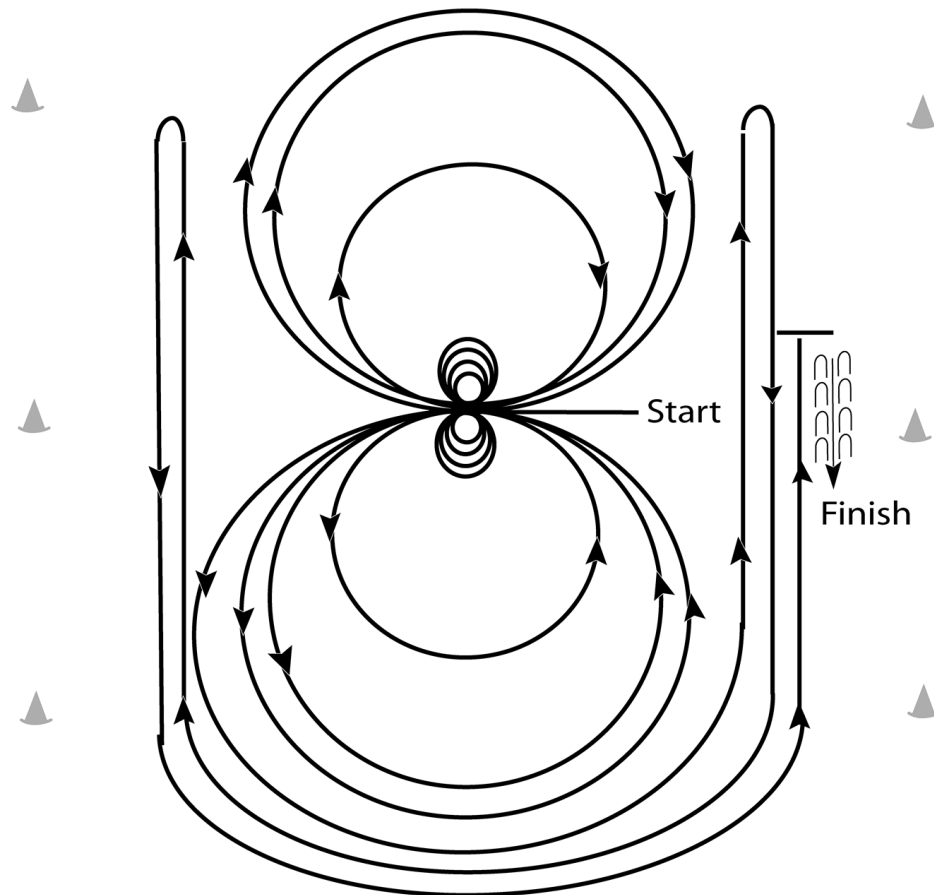
Johanna Vorraber

©2021 HorseShowPatterns.com. All Rights Reserved.

Paint Horse Slovak Paradise Show

Amateur Reining AR1 (Amateur und All Breed NonPro)

Show Date: 08/07/2021-08/08/2021



Horses may walk or trot to the center of the arena. Beginning at the center of the arena facing the left wall or fence.

1. Complete four spins to the right.
 2. Complete four spins to the left. Hesitate.
 3. Beginning on the left lead, complete three circles to the left: the first two circles large and fast; the third circle small and slow. Change leads at the center of the arena.
 4. Complete three circles to the right: the first two circles large and fast; the third circle small and slow. Change leads at the center of the arena.
 5. Begin a large, fast circle to the left but do not close this circle. Run up the right side of the arena past the center marker and do a right rollback at least twenty feet (6.09m) from the wall or fence – no hesitation.
 6. Continue back around previous circle but do not close this circle. Run up the left side of the arena past the center marker and do a left rollback at least twenty feet (6.09m) from the wall or fence – no hesitation.
 7. Continue back around previous circle but do not close this circle. Run up the right side of the arena past the center marker and do a sliding stop at least twenty feet (6.09m) from the wall or fence. Back up at least ten feet (3m). Hesitate to demonstrate the completion of the pattern.
- Rider may dismount and drop bridle to the designated judge.

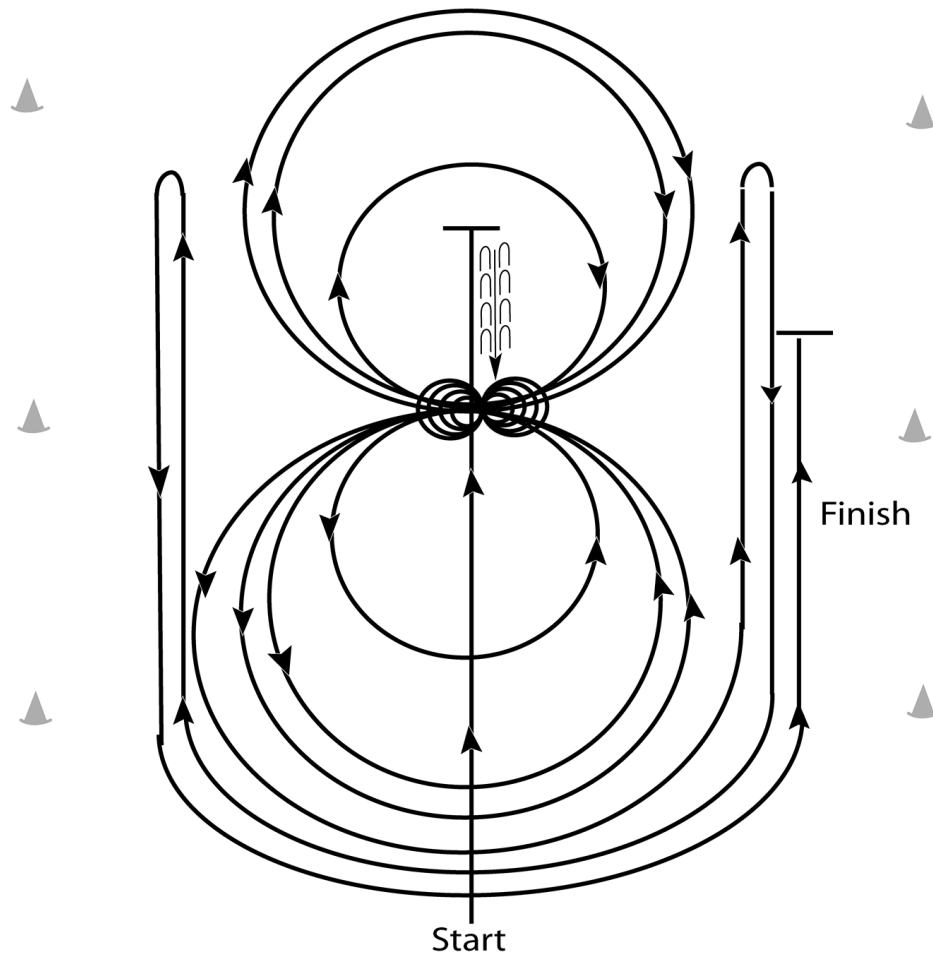
[R/NRHAP-6]

Pattern Provided by:
Johanna Vorraber

Paint Horse Slovak Paradise Show

Reining RNG1 and BRG1 SPB Open

Show Date: 08/07/2021-08/08/2021



1. Run past the center marker and do a sliding stop. Back up to the center of the arena or at least ten feet (3m). Hesitate.
 2. Complete four spins to the right.
 3. Complete four and one-quarter spins to the left so that horse is facing the left wall or fence. Hesitate.
 4. Beginning on the left lead, complete three circles to the left: the first circle small and slow; the next two circles large and fast. Change leads at the center of the arena.
 5. Complete three circles to the right: the first circle small and slow; the next two circles large and fast. Change leads at the center of the arena.
 6. Begin a large fast circle to the left but do not close this circle. Run up the right side of the arena past the center marker and do a right rollback at least twenty feet (6.09m) from the wall or fence – no hesitation.
 7. Continue back around the previous circle but do not close this circle. Run up the left side of the arena past the center marker and do a left rollback at least twenty feet (6.09m) from the wall or fence – no hesitation.
 8. Continue back around previous circle but do not close this circle. Run up right side of the arena past the center marker and do a sliding stop at least twenty feet (6.09m) from the wall or fence. Hesitate to demonstrate completion of the pattern.
- Rider may dismount and drop bridle to the designated judge.

[R/NRHAP-9]

Pattern Provided by:
Johanna Vorraber

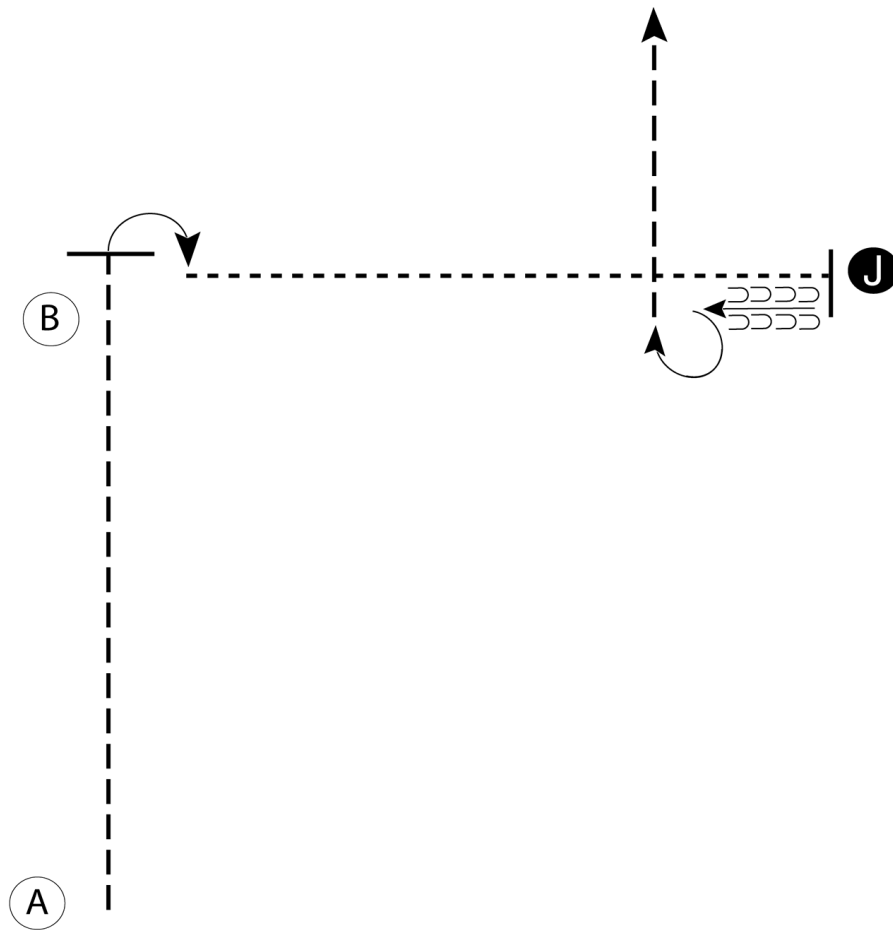
Paint Horse Slovak Paradise Show

Showmanship all Breed Youth (Youth)

Show Date: 08/07/2021-08/08/2021

w w w . H o r s e S h o w P a t t e r n s . c o m

w w w . H o r s e S h o w P a t t e r n s . c o m



1. Begin at A. Trot from A past B
2. Stop and perform a 90 degree turn
3. Walk to the Judge, stop and set up for inspection
4. When dismissed back one horse length and perform a 270 degree turn
5. Trot to the line-up

Walk	-----
Trot	- - - - -
Back	← ← ← ← ←
Marker	Ⓟ
Judge	Ⓝ

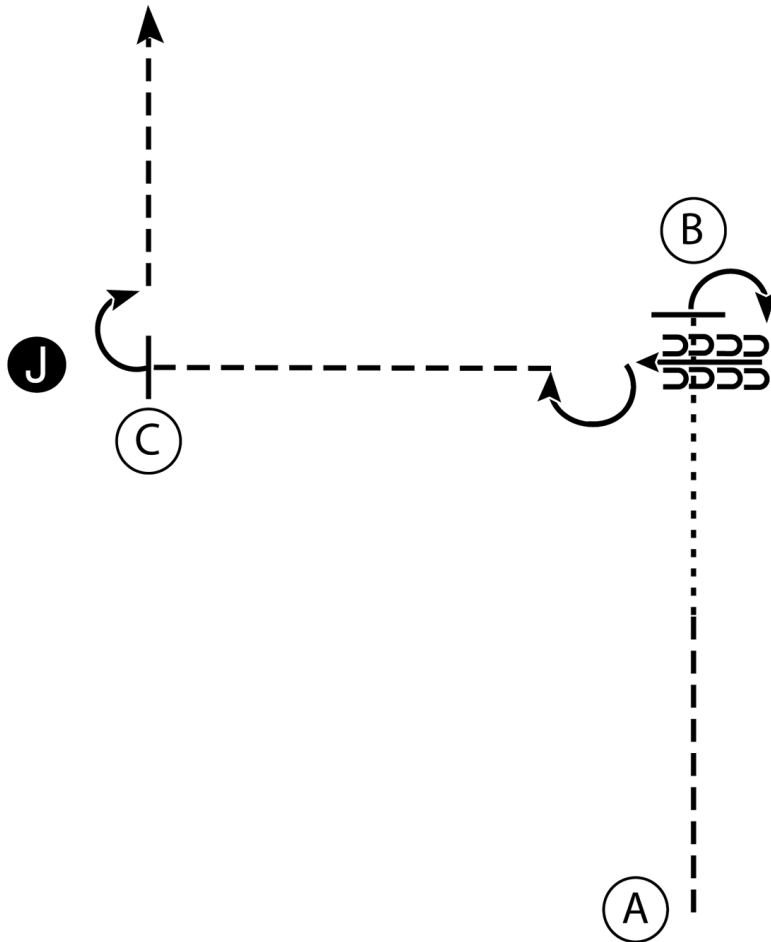
[S/1-14]

Pattern Provided by:
Johanna Vorraber

Paint Horse Slovak Paradise Show

Showmanship all Breed Open (Open)

Show Date: 08/07/2021-08/08/2021



1. Trot from A half way to B.
2. Break to walk and walk to B.
3. Stop and perform a 90 degree turn.
4. Back four steps and perform a 180 degree turn.
5. Trot to C. Stop and set up for inspection.
6. When dismissed perform a 90 degree turn.
7. Trot to line-up.

Walk
Trot - - - - -
Back ←
Marker (B)
Judge (J)

[S/3-9]

Pattern Provided by:
Johanna Vorraber

w w w . H o r s e S h o w P a t t e r n s . c o m

w w w . H o r s e S h o w P a t t e r n s . c o m

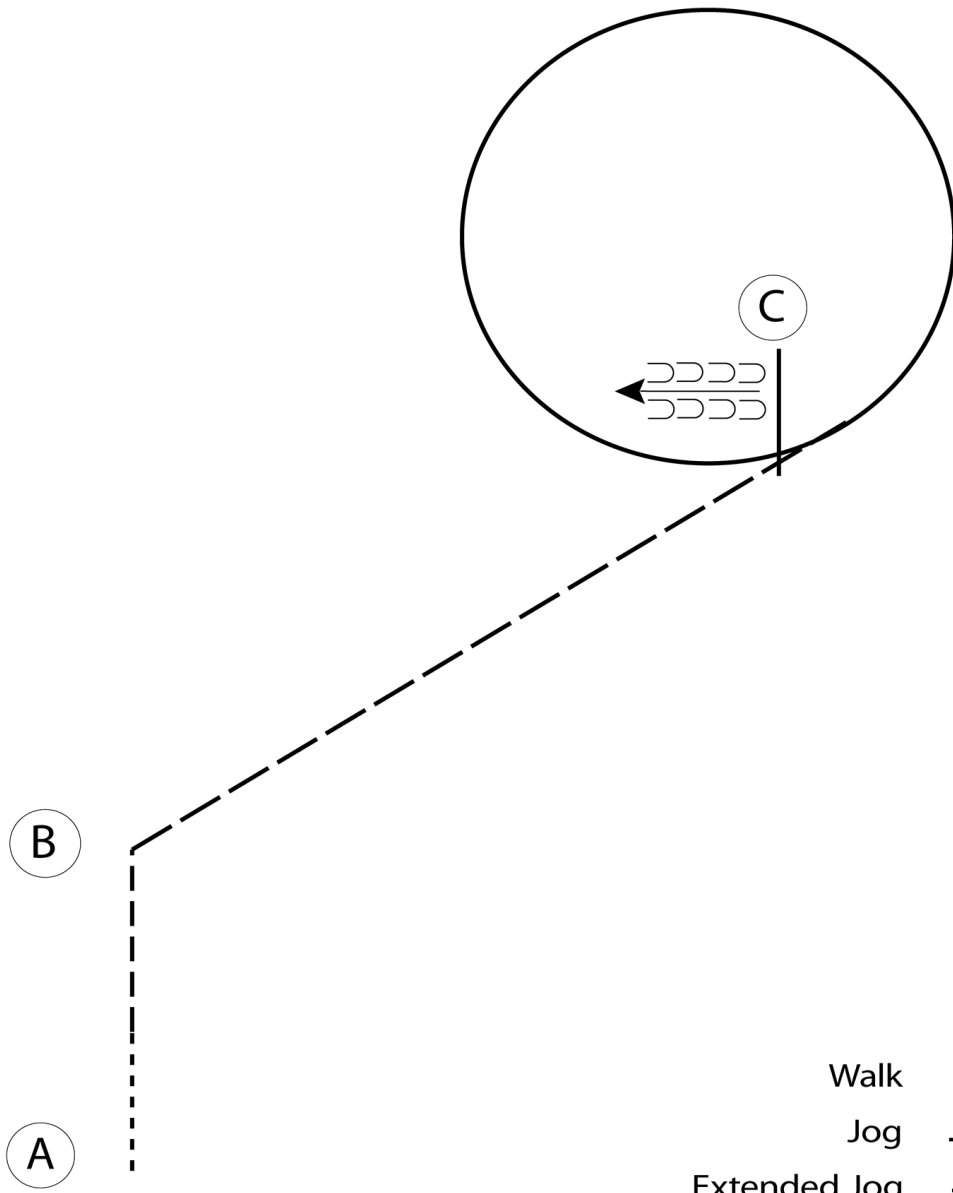
Paint Horse Slovak Paradise Show

Western Horsemanship All Breed Youth (All Breed Youth)

Show Date: 08/07/2021-08/08/2021

w w w . H o r s e S h o w P a t t e r n s . c o m

w w w . H o r s e S h o w P a t t e r n s . c o m



1. Be ready at A.
2. Walk four steps from A.
3. Jog to B.
4. Extend the jog from B to C.
5. Lope a circle on the left lead around C.
6. Stop at C and back four steps.

Walk
Jog	-----
Extended Jog	- - - - -
Lope	—————
Leg Yield	
Lead Change	///
Back	←←←←←
Marker	⊙ B
Sidepass	←·····→

[WH/1-39]

Pattern Provided by:
Johanna Vorraber

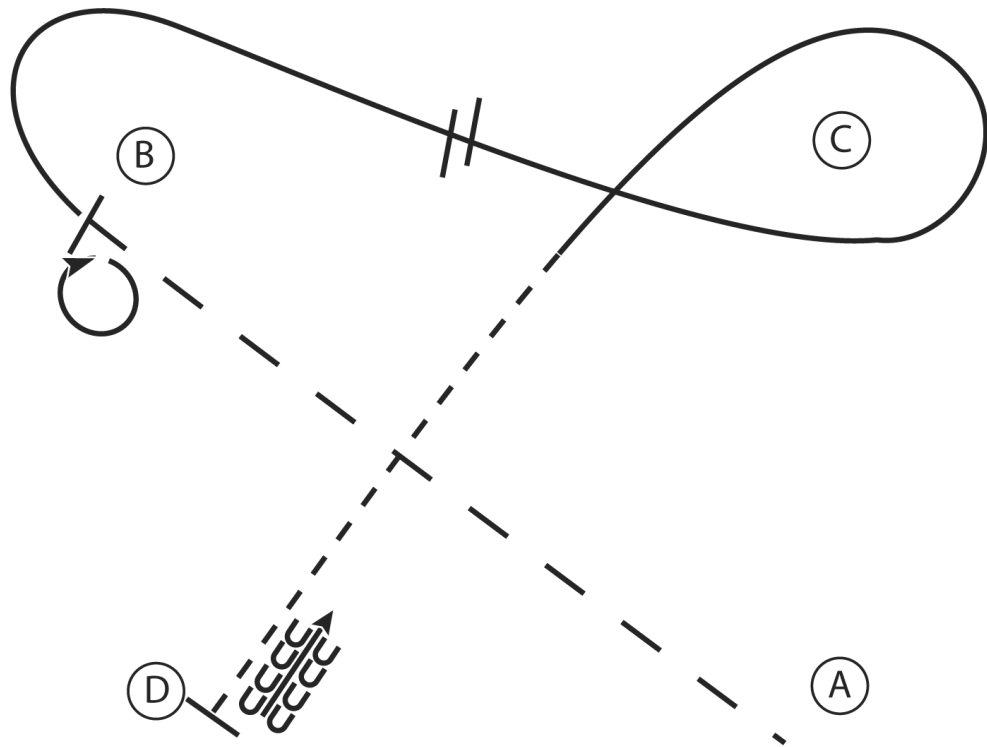
Paint Horse Slovak Paradise Show

Western Horsemanship All Breed a. A. Open (All Breed Open)

Show Date: 08/07/2021-08/08/2021

w w w . H o r s e S h o w P a t t e r n s . c o m

w w w . H o r s e S h o w P a t t e r n s . c o m



1. Extend the jog A to B
2. Stop at B and perform a 360 degree turn to the right
3. Lope on the right lead around B
4. Half way between B and C change leads and continue to and around C
5. Jog halfway between C and D
6. At D stop and back

Walk
Jog	-----
Extended Jog	-----
Lope	—————
Leg Yield	
Lead Change	↘
Back	←←←
Marker	⊙
Sidepass	←-----→

[WH/2-27]

Pattern Provided by:
Johanna Vorraber